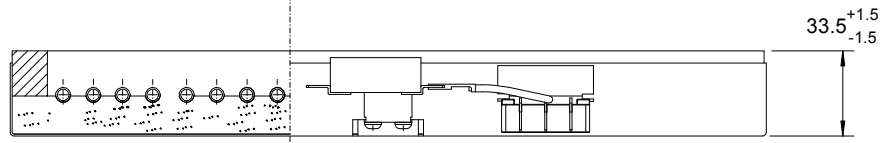
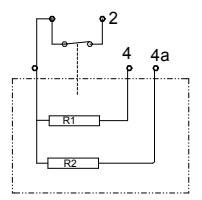
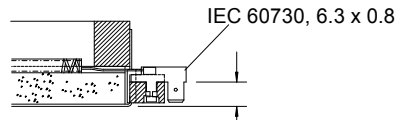


Wiring Connections



Part Section Y-Y



Section on view Z, terminal block 8.6 nom

005	300R	4000	400	2300	1700		530 +/-25 °C	Round inner zone
004	300R	3000	230	1500	1500		530 +/-25 °C	Round inner zone
003	300R	3500	230	1750	1750		530 +/-25 °C	
002	300R	4000	400	2000	2000		530 +/-25 °C	Low, inboard limiter mounting
001	300R	4000	400	2000	2000		530 +/-25 °C	
Variant	Model	W Power	V~ Supply	Circuits			Glass Temperature [T ₀] for 6mm Ceran 85753	Variations from standard
				R1	R2	R3		

03	Variant 005		15.05.07	PRW	All Dimensions in mm	Third Angle Projection
03	Variant 004, pattern mod		15.05.07	PRW		
02	Variant 003, height tolerance		15.01.07	PRW	Description	Vitreheat 300 x 300 Rectangular Heater
01	First Issue		06.09.06	PRW		
Revision	Change	Date	Name			